



Instructions

MKB Circuit Breakers Supplementary Protectors

Retain for future use.

DANGER

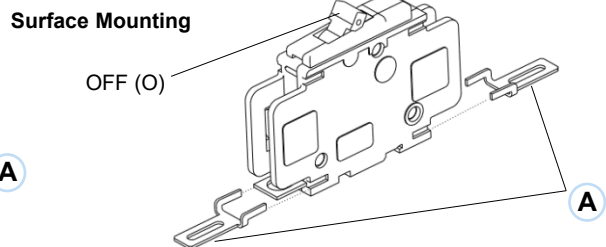
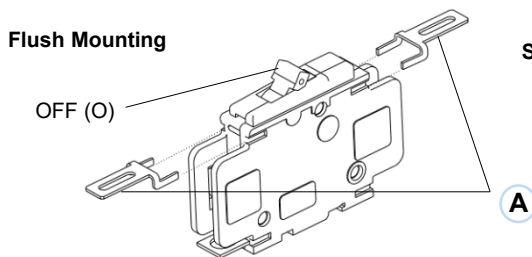
HAZARD OF ELECTRIC SHOCK EXPLOSION, OR ACR FLASH

- Apply appropriate personal protective equipment (PPE) and follow safe electrical work practices. See NFPA 70E.
- This equipment must be installed and serviced only by qualified electrical personnel.
- Turn off all power supplying this equipment before work on or inside equipment.
- Always use a properly rated voltage sensing device to confirm power is off.
- Replace all devices, doors and covers before turning on power to this equipment.

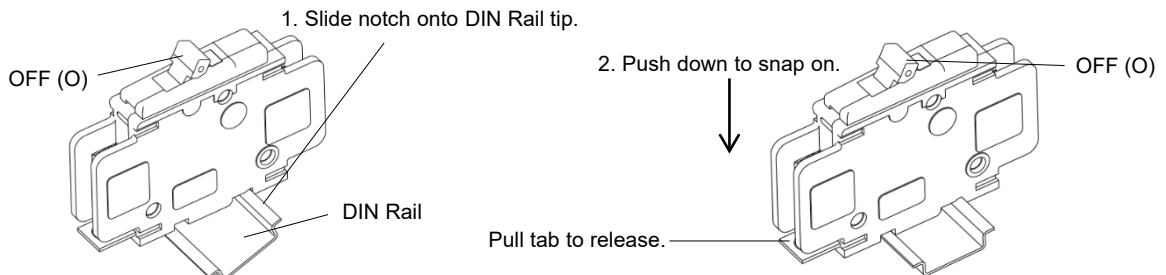
Failure to follow these instructions will result in death or serious injury.

■ **MOUNTING FEET**

1. Install mounting feet (A) on each end of breaker.
2. Use a screw through each mounting foot to fasten circuit breaker inside enclosure.



■ **DIN RAIL MOUNTING**



■ **CONNECTING WIRES**

